

# TRACOE *comfort* / *comfort XL*

## Product variants\*

This is a digital fillable PDF.

### Your Information

Customer	
Name and contact details	
Patient ID / No. (anonymised)	

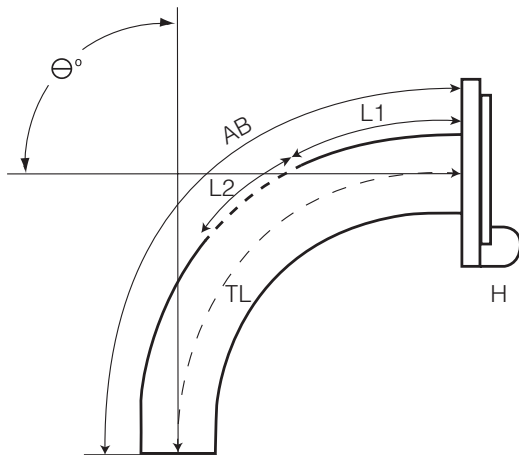
### REF according to catalog

REF + size	Number of units

This product variant has already been ordered		
Yes	Order number.:	No

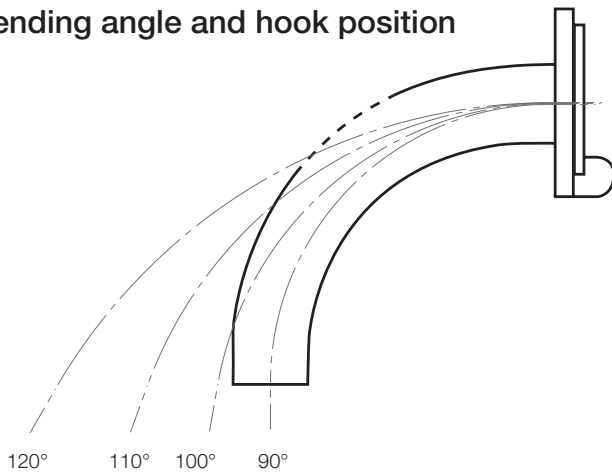
Please note: Sizes 13 and 14 can only be ordered for REF 888-115 and REF 888-215. The sizes 03 and 04 are no longer available for technical reasons.

### Explanation



- TL:** Length along the centre line from the start of the neck flange to the lower end of the cannula
- AB:** Length along the outer bend (greatest length)
- L1:** Distance between the neck flange and the first hole of the fenestration
- L2:** Length of the fenestration
- L3:** Width of the fenestration
- H:** Position of hook (top or bottom)
- $\Theta^\circ$  Bending angle

### Bending angle and hook position



Standard bending angle	Alternative bending angle
90°	100°
	110°
	120°

The hook position is no longer selectable. It corresponds as defined in the standard REF.

**Tube length**

Length variant may deviate from the standard length by max. +/- 10 mm.

By changing the length, the inside/outside diameter may be larger or smaller at the end of the cannula than specified in the catalog due to the conical shape. Please note that only the TL is stated on the outer packaging.

**standard**

**other**

AB: \_\_\_\_\_ or TL: \_\_\_\_\_

**Inner cannula(s) can be exchanged or changed per REF**

It is no longer possible to order additional inner cannula(s) for a REF, i.e. the maximum number of inner cannulaes depends on the scope of the respective standard REF.

**Exchange / Modification**

**no (inner cannulas according to catalog)**

**yes (exchange / modification)**

Inner cannulas per REF are interchangeable.  
The following modifications are possible

Inner cannula	Fenestrated	Non-fenestrated	15 mm Connector	22 mm Adapter	Low profile	Flat profile	Speaking valve		Additional oxygen supply port <small>to speaking valve type A or type B</small>
							Type A	Type B	
IC-1									
IC-2									
IC-3									

**Fenestration**

Please select the desired fenestration. Please state if you require the standard distance to the start of the fenestration (L1) or whether you require a different distance. The following applies to all variants: the minimum distance for L1 is 10 mm for all tube sizes. You can increase the standard L1 by a maximum of 15 mm to match your desired tube size. This increase can be done in 2.5 mm steps.

**No fenestration**











More options on the following page.

PLEASE NOTE: A 1-hole fenestration is no longer possible for technical reasons.











**Standard fenestration:**

L1 standard or L1 variable: \_\_\_\_\_ mm

**Standard fenestration of TRACOE *comfort*:**

Size	05	06	07	08	09	10	11	12	13	14
Hole pattern										
Hole diameter Ø	2.5	2.5	3.0	3.0	3.5	4.0	4.0	5.0	5.0	5.0
Length L2	14	14	15	15	17	18	18	21	21	21
Width L3	7	7	8	8	10	11	11	14	14	14
L1	12,5	15	17,5	20	22,5	25	27,5	27,5	27,5	27,5
TL	52	54	57	61	65	74	76	78	87	91











**Standard fenestration of TRACOE *comfort XL*:**

Size	05	06	07	08	09	10	11	12	13	14
Hole pattern										
Hole diameter Ø	2.5	2.5	3.0	3.0	3.5	4.0	4.0	5.0	5.0	5.0
Length L2	15	15	15	13	15	18	18	18	18	18
Width L3	7	7	8	8	10	11	11	14	14	14
L1	12,5	15	17,5	20	22,5	25	27,5	27,5	27,5	27,5
TL	85	87	93	96	100	104	108	112	116	122

**Alternative fenestration:**

L1 standard or L1 variable: \_\_\_\_\_ mm

**Alternative fenestration of TRACOE *comfort* and TRACOE *comfort XL*:**

Size	05	06	07	08	09	10	11	12	13	14
Hole pattern										
Hole diameter Ø	2.5	2.5	2.5	2.5	2.5	2.5	2.5	2.5	2.5	2.5
Length L2	11,5	11,5	14,5	17,5	17,5	20,5	20,5	20,5	20,5	20,5
Width L3	6	6	6	6	9	9	9	9	9	9
L1	12,5	15	17,5	20	22,5	25	27,5	27,5	27,5	27,5



Comments

\*The product variant will not be made until confirmation of the order; the production time will be at least 10 working days.  
If you have any questions, please contact us by phone on +49 6136 9169 320 or by email at [order@tracoe.com](mailto:order@tracoe.com)

Date

Signature and company stamp

